

# WATER SUPPLY & PRESSURE PUMPS

## Submersible Pressure Pumps

### HSM SERIES

### HSM 750-PC



#### APPLICATION

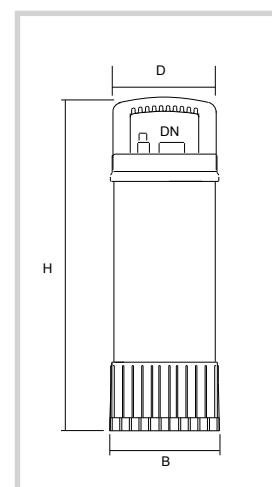
- Household water supply & irrigation
- Rain / Mains Changeover Systems
- Submersible installation
- Water transfer

#### FEATURES

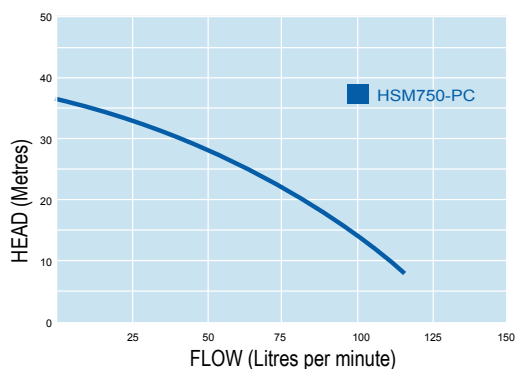
- Fully automatic pressure system
- Run dry protection
- In-built electronic controls
- Automatic reset
- Quiet operation

#### CONSTRUCTION

- Pump casing: Stainless steel AISI 304
- Motor shaft: Stainless steel AISI 304
- Impellers: Technopolymer
- Diffuser: Technopolymer
- Double mechanical seal: silicon carbide – graphite / ceramic – graphite
- Motor IP68
- Cooled motor (by water) of Class F and thermal protection
- Electric power cable HO7RN 5m with 3 pin



#### PERFORMANCE



#### DIMENSIONS

Pump Model	Size (mm)		B	DN	G.W (KG)
	H	D			
<b>HSM750-PC</b>	540	165	160	25	14

#### TECHNICAL DATA

Pump Model	Power (kW)	Amps (A)	Max FLOW (L/min)	Max HEAD (m)	Cable (m)	Outlet (mm)
<b>HSM-750-PC</b>	0.75	4.9	115	36	10	25



## HSM 1100-PC



### APPLICATION


- Household water supply & irrigation
- Submersible installation
- Water transfer
- Pressure boosting
- Industrial wash down

### FEATURES

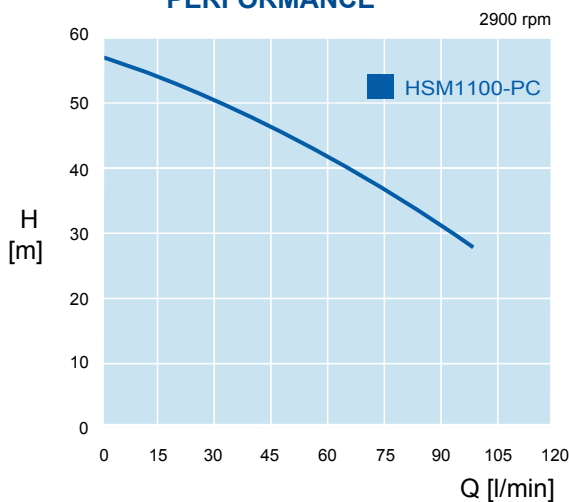
- Fully automatic pressure system
- Run dry protection
- In-built electronic controls
- Automatic reset
- Quiet operation

### CONSTRUCTION

- Pump casing: Stainless steel AISI 304
- Motor shaft: Stainless steel AISI 304
- Impellers: Technopolymer
- Diffuser: Technopolymer
- Double mechanical seal: silicon carbide – graphite / ceramic – graphite
- Motor IP68
- Cooled motor (by water) of Class F and thermal protection
- Electric power cable HO7RN 5m with 3 pin



### PERFORMANCE



### DIMENSIONS

Pump Model	Size (mm)		B	DN	G.W (KG)
	H	D			
<b>HSM1100-PC</b>	950	100	125	25F	14.0

### TECHNICAL DATA

Pump Model	Power (kW)	Power (HP)	Max. FLOW (L/min)	Max. HEAD (m)	Cable (m)	Impellers	Outlet (mm)	Voltage (V)
<b>HSM1100-PC</b>	1.1	1.5	98	56	10	8	25	220-240